

# The heat is there – let's use it!

- › Using free environmental heat from the air with heat pump technology for central heating and domestic hot water



# STIEBEL ELTRON is full of energy

We take ideas and turn them into innovations that move markets. As a company driven by engineering expertise, we aim to deliver results and turn our excellent products into groundbreaking system solutions – because we want to be actively engaged in shaping the future.

**Our products have long been distinguished by excellent reliability, high quality and a long service life.**

We have been developing highly efficient electrical appliances since 1924, and in our business, we rely on the expertise of our 3,000 employees, in all areas from product development through to manufacturing. The result is a portfolio of over 2,000 products in the fields of DHW, renewables, air conditioning and room heating. Thanks to smart combinations, we are able to offer more than 30,000 system solutions that can help you prepare your home for the future.

Since 2015 at our head office in Holzminden, we have been running the Energy Campus – a flagship project for sustainable construction that makes careful use of resources. This training and communication centre brings together high quality architecture and communication technology, and as a Plus Energy building, generates more energy than it consumes. This is in keeping with our brand promise “Full of energy” and creates a space where the spirit of STIEBEL ELTRON can be experienced both in theory and practice.



**ENERGY  
CAMPUS**

# Electricity – the energy source of the future

Power as the universal number one energy source will always be available.

But the way it is produced is being constantly advanced, and renewable energies will become the norm for the future of energy supply.

## **The goal of the energy transition is independence from fossil fuels**

Fossil fuels are in decline on the electricity market – too harmful to the climate and ever more scarce. Nowadays, alternative energies from the sun, wind and water are being used to generate power. This means electricity will remain our primary energy source well into the future.

So it is only logical to act in good time to convert the largest energy consumer in your home – the heating system – to this futureproof form of energy. Electric heating systems with zero emissions use the CO<sub>2</sub> neutral power and convert it into efficient heat – thereby contributing to a clean life cycle assessment.





“For life, warmth is just as important as the air we breathe. With the right technology it is just as easy to harness. Our heat pump draws in outdoor air and extracts its latent heat which we use for central heating and domestic hot water. This even works on cold days!”

# The air is full of energy

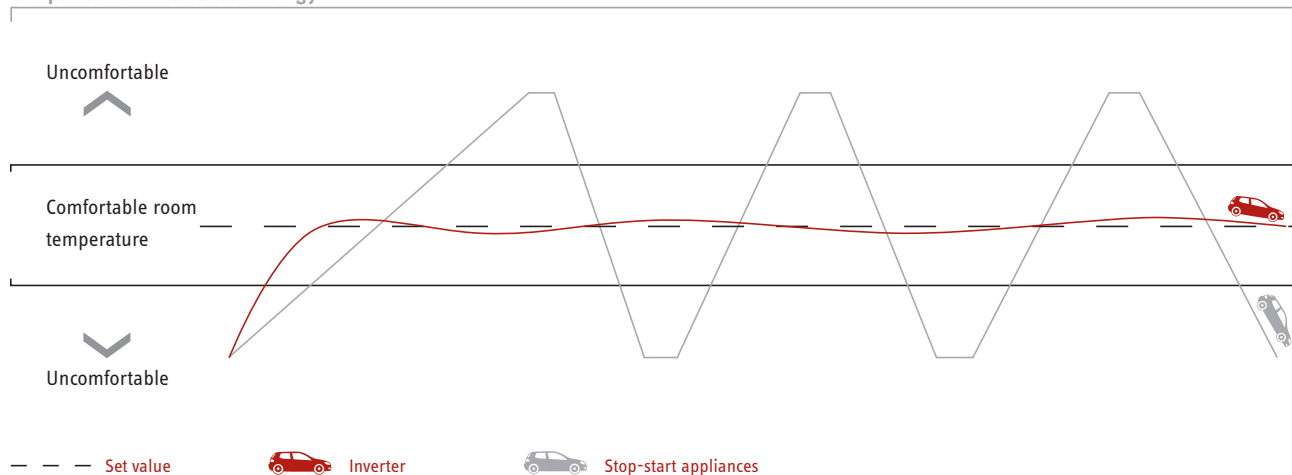
Outdoor air is supplied to the air source heat pump – installed either indoors or outdoors – via flexible hoses and a quiet fan. A heat exchanger extracts the latent energy from the air which is converted by the heat pump into useful heat for your home. Even at icy temperatures as low as  $-20^{\circ}\text{C}$ , the air source heat pump still operates efficiently and economically, all the while impressing with its very high COP. Very high flow temperatures can also still be achieved without backup from a booster heater.

- › Continuous output matching
- › Higher efficiency in the partial load range
- › Very quiet
- › Top technology – Made by STIEBEL ELTRON
- › Wide application range down to  $-20^{\circ}\text{C}$
- › Improved efficiency and heating output

## Metered output – full efficiency




If cars only had two operating modes, i.e. full power or full braking, that would be neither comfortable nor efficient. Conventional heat pumps still operate just like that, as they are either on or off. This is where STIEBEL ELTRON air source heat pumps with inverter technology come into their own. They always deliver precisely the output that is currently required. Not only is this more energy efficient, it also reduces noise emissions during spring and autumn. This is because the fan and compressor operate, on average, with a lower output and are consequently even more quiet than usual.

Comparison of inverter technology



# A heat pump to suit any demand profile

Air source heat pumps require little installation effort – and this makes them more affordable to buy and more suitable to use when modernising an existing heating system. In new build, too, this form of heating technology is highly desirable because of its efficiency, and it can be employed in low energy houses, for example.




	INVERTER AIR SOURCE HEAT PUMPS		AIR SOURCE HEAT PUMPS
	Page 7	Page 10	Page 11
			
Model	WPL 15/25 A S	WPL 33 HT S	WPL AC S
Energy efficiency class	A++/A++	A+/A+	A+/A+
Detached and two-family houses	■	■	■
Apartment building	■	■	
Non-residential buildings			
New build   modernisation	■   ■	■   ■	■   -
Heating   cooling	■   ■	■   -	■   ■
Outdoor installation	■	■	■
Indoor installation		■	
Solar thermal system	■	■	■
Installation in tight spaces	■		■
May be combined with other heat generators	■	■	■

**SAVING ENERGY THROUGH EXCELLENT EFFICIENCY**

Our air source heat pumps are rated into an excellent energy efficiency class, that is up to A++/A++ (flow temperature 55 °C/35 °C).



**AIR SOURCE HEAT PUMPS**

Page 13	Page 14	Page 15
		
<b>WPL S basic</b>	<b>WPL E</b>	<b>WPL 34   47   57</b>
A+/A+	A+/A+	A+/A+
■	■	■
	■	■
		■
■   -	■   ■	■   ■
■   -	■   -	■   -
■	■	■
	■	
■	■	■
■	■	
■	■	■

# WPL 15 | 25 AS

## COSY WARMTH FROM THE AIR WHEN OTHERS ARE JUST STARTING THEIR BOILERS

The WPL 15 | 25 AS air source heat pump, designed for installation outdoors, delivers first class efficiency, even at temperatures significantly below freezing. Its high flow temperatures make the supply of classic radiators possible.

### Low noise – high efficiency

Low operating noise is of critical relevance for outdoor installations – particularly when considering neighbours. The more quiet a heat pump is in operation, the smaller the clearance required to the nearest building.



### Benefits for your home

- › With energy efficient inverter technology for high flow temperatures even on cold winter days
- › Suitable for densely built-up areas thanks to low operating noise
- › Can be combined with a solar thermal system
- › Minimal energy consumption – resulting in very low running costs
- › High energy efficiency class A++, even at a flow temperature of 55 °C



Model	WPL 15 AS	WPL 25 AS
	<b>232491</b>	<b>232492</b>
Energy efficiency class	A++/A++	A++/A++
Output at A2/W35 (EN 14511) kW	4.23	8.15
Coefficient of performance at A2/W35 (EN 14511)	3.88	4.05
Output at A-7/W35 (EN 14511)	6.86	13.05
Coefficient of performance at A-7/W35 (EN 14511) kW	2.83	2.98
Sound power level (EN 12102) dB(A)	55	56
Sound pressure level at 5m distance in a free field dB(A)	33	34
Max application limit on the heating side °C	65	65
Height mm	900	1045
Width mm	1270	1490
Depth mm	593	1490
Weight kg	140	175







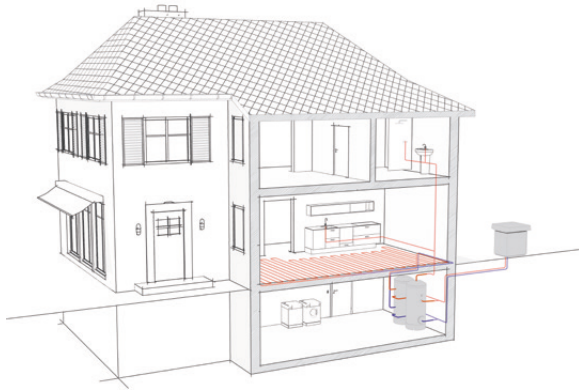
# WPL 33 HT S

## CLEVER CHOICE FOR HEATING SYSTEM MODERNISATION

The WPL 33 HT S was specifically designed for modernisation projects. High grade technology achieves the flow temperatures necessary for radiator operation even when its freezing outside. Thanks to advanced inverter technology, energy efficiency remains high, too.

### Totally flexible

The WPL 33 HT S has been designed with maximum flexibility in mind, and as a result it can adjust optimally to the most diverse requirements. It can be sited indoors or out, and can be combined with other heat generators, such as a solar thermal system.



## Benefits for your home

- › Inverter technology matches the heating output to the actual heat demand
- › Top quality appliance with premium technology
- › Very quiet operation
- › High DHW convenience
- › Suitable for apartment buildings



Model	WPL 33 HTS	
	<b>229937</b>	
Energy efficiency class average climate, W55/W35		A+/A+
Heating output at A-7/W35 (EN 14511)	kW	12.38
Heating output at A2/W35 (EN 14511)	kW	7.45
COP at A-7/W35 (EN 14511)		2.47
COP at A2/W35 (EN 14511)		3.47
Sound power level (EN 12102)	dB(A)	58
Min. application limit on the heating side	°C	15
Max. application limit on the heating side	°C	75
Min. application limit, heat source	°C	-20
Max. application limit, heat source	°C	30
Height/Width/Depth (outdoor installation)	mm	1434/1280/1390

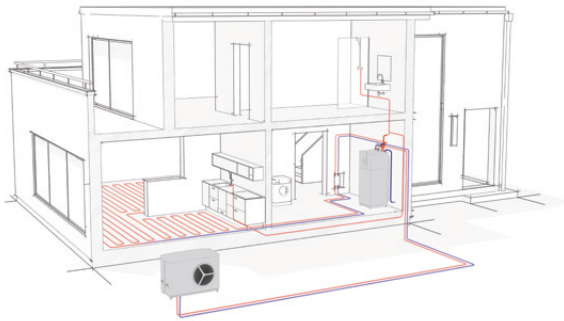
# WPL 10 AC S

## HEATS, COOLS AND SAVES

The WPL 10 AC S offers an affordable entry into personal energy transition. It is an excellent air source heat pump for outdoor installation on a small footprint. In addition, it offers an efficient cooling function.

### A clever combination

The WPL 10 AC S air source heat pump is perfectly suited for integration into systems with additional heat generators. This way the benefits of a solar thermal system can be exploited, for example.



## Benefits for your home

- › Ideally suited to new build
- › Very quiet operation
- › Small footprint
- › Optional active cooling by reversing the refrigerant cycle
- › Great for use in combination with other heat generators



Model	WPL 10 AC S	
	<b>227995</b>	
Energy efficiency class, average climate W55/W35		A+ / A+
Heating output at A-7/W35 (EN14511)	kW	4.94
Heating output at A2/W35 (EN14511)	kW	6.53
COP at A-7/W35 (EN 14511)		2.86
COP at A2/W35 (EN 14511)		3.37
Sound power level outdoor installation (EN 12102)	dB(A)	60
Min. application limit on the heating side	°C	15
Max. application limit on the heating side	°C	60
Min. application limit, heat source	°C	-20
Max. application limit, heat source	°C	40
Height/Width/Depth	mm	900/1270/593



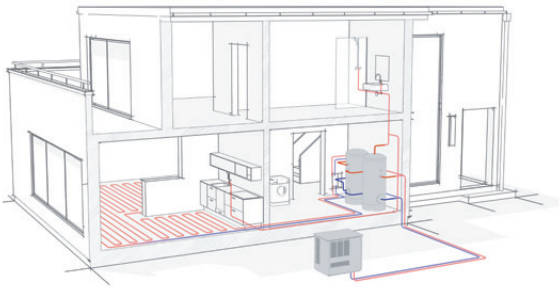
# WPL S basic

## ENTRY MODEL FOR AMBITIOUS ENERGY SAVERS

In the shape of the air source heat pump WPL S basic, STIEBEL ELTRON offers a highly attractive and affordable entry model which is particularly suitable for new build with heating systems requiring a low flow temperature. The corrosion-resistant metal casing was developed specifically for space efficient outdoor installation.

### No cut back on efficiency

The WPL S basic makes its case with high levels of efficiency that are not usual for this price bracket. Its excellent equipment level, including an electronically controlled expansion valve, large evaporator and optimum defrost technology, make it possible.



WPL S basic

## Benefits for your home

- › Affordable entry into heat pump technology
- › Efficient defrosting

Model		WPL 13 S basic	WPL 18 S basic
		<b>230387</b>	<b>230388</b>
Energy efficiency class average climate, W55/W35		A+/A+	A+/A+
Heating output at A-7 / W35 (EN 14511)	kW	6.69	8.89
Heating output at A2/W35 (EN 14511)	kW	9.07	11.60
COP at A-7/W35 (EN 14511)		2.86	2.26
COP at A2/W35 (EN 14511)		3.66	3.39
Sound power level (EN 12102)	dB(A)	70	73
Min. application limit on the heating side.	°C	15	15
Max. application limit on the heating side.	°C	60	60
Min. application limit, heat source.	°C	-18	-18
Max. application limit, heat source.	°C	40	40
Height/Width/Depth	mm	1116/784/1182	1116/784/1182



# WPL E

## PERSUASIVE OUTPUT REGARDLESS OF SITUATION

The advantages of the robust WPL E will benefit almost any type of building and any kind of application. Even at temperatures as low as  $-20^{\circ}\text{C}$ , they can reach flow temperatures of  $60^{\circ}\text{C}$  which makes them an optimum choice when modernising older buildings.

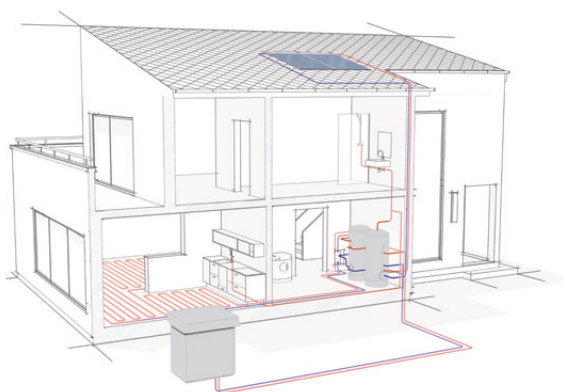
### Also available for indoor installation

The WPL E is also perfect indoors. The compact air routine module, WPIC 3 with integral control unit, can be optimally connected to the heat pump, including hydraulic components.



### And there is more

In addition to the almost limitless application options, this model can also be used in cascades. In larger buildings or on smaller commercial units, the output can be multiplied easily by combining several WPL E heat pumps into a cascade.



## Benefits for your home

- › Ideally suited to modernisation
- › High output and excellent COP even at low outside temperatures
- › Cost savings through efficient heat pump defrosting
- › Highly flexible siting options (indoors and outdoors)



Model		WPL 13 E	WPL 18 E	WPL 23 E	WPIC 3
		<b>227756</b>	<b>227757</b>	<b>227758</b>	<b>234343</b>
Energy efficiency class, average climate, W55/W35		A+/A++	A+/A++	A+/A+	-
Heating output at A-7/W35 (EN 14511)	kW	6.77	9.72	13.21	-
Heating output at A2/W35 (EN 14511)	kW	8.09	11.30	15.73	-
COP at A-7/W35 (EN 14511)		3.20	3.27	3.14	-
COP at A2/W35 (EN 14511)		3.76	3.73	3.62	-
Sound pressure level at 1m distance in a free field	dB(A)	54	54	54	-
Min. application limit, heat source	$^{\circ}\text{C}$	-20	-20	-20	-
Max. application limit, heat source	$^{\circ}\text{C}$	40	40	40	-
Min. application limit on the heating side	$^{\circ}\text{C}$	15	15	15	-
Max. application limit on the heating side	$^{\circ}\text{C}$	60	60	60	-
Height/Width/Depth (outdoor installation)	mm	1434/1240/1280	1434/1240/1280	1434/1240/1280	237/1240/800

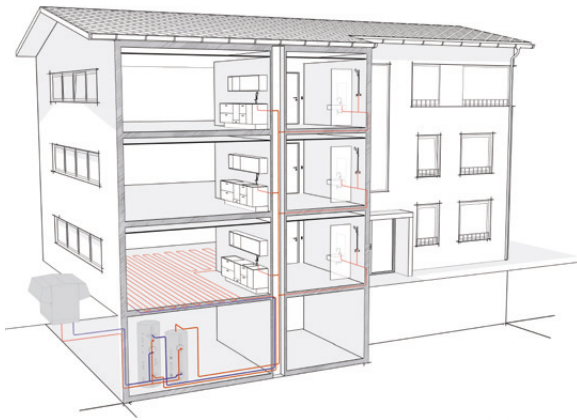
# WPL 34 | 47 | 57

## ENERGY PACKS FOR MAJOR TASKS

The WPL 34 | 47 | 57 has adequate energy reserves to cope with higher heating demands, such as those common in apartment blocks or commercial buildings. A cascade layout enables the output to be multiplied and matched accurately to the building in question.

### Adaptable down to the last detail

With solar backup or without – the WPL 34 | 47 | 57 for outdoor installation offers every option. The variable heat pump manager even enables use in combination with other heat generators.



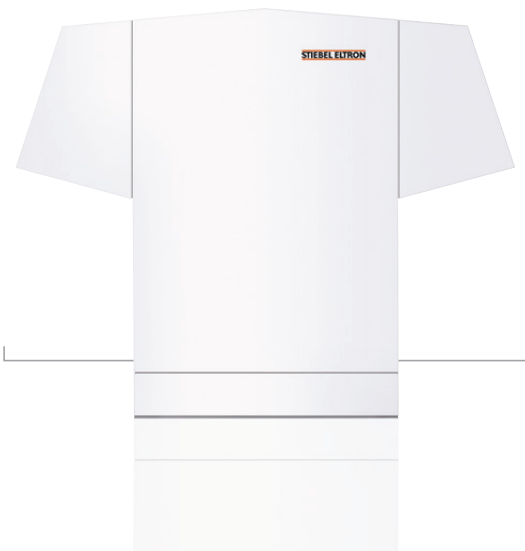
WPL 34 | 47 | 57

### Benefits for your home

- › Low height
- › Evaporator protected against external damage for high operational reliability
- › Suitable for link-up with an additional energy source for dual mode operation

Model	WPL 34	WPL 47	WPL 57
	<b>228835</b>	<b>228836</b>	<b>228837</b>
Energy efficiency class			
average climate, W55/W35	A+/A+	A+/A+	A+/A+
Heating output at A2/W35 (EN 14511)	kW 18.32	24.82	29.92
Heating output at A-7/W35 (EN 14511)	kW 15.22	21.68	23.90
COP at A2/W35 (EN 14511)	3.14	3.43	3.28
COP at A-7/W35 (EN 14511)	2.78	3.05	2.70
Sound power level (EN 12102)	dB(A) 67	67	69
Min. application limit on the heating side	°C 15	15	15
Max. application limit on the heating side	°C 60	60	60
Min. application limit, heat source	°C -20	-20	-20
Max. application limit, heat source	°C 40	40	40
Height/Width/Depth (outdoor installation)	mm 1485/1860/2040	1485/1860/2040	1485/1860/2040

Alternatively, the WPL 34/47/57 is also available in silver metallic.





# Accessories

## DISCOVERING POSSIBILITIES

Our extensive range of accessories allows all our appliances to be adjusted to your personal requirements – for tailor-made convenience. These adaptations can range from the control unit of a single appliance to a complex system – STIEBEL ELTRON offers everything from a single source. For that reason, all components are perfectly matched to each other and guarantee a long service life for lasting solutions. For further information on our extensive range of accessories for your STIEBEL ELTRON products see [www.stiebel-eltron.com](http://www.stiebel-eltron.com) or speak to your local trade partner.

### Heat pump manager

#### Makes best use of your heat pump's potential

The WPM 3 is the control centre of any STIEBEL ELTRON heat pump system, enabling the entire system to be monitored and controlled.



### Room based remote control

#### Everything important under control

The FE7 remote control enables the required room temperature to be controlled with great accuracy. For example, it makes it possible to accurately and individually set the heat pump operating mode.



# We don't leave quality to chance. So you don't have to take chances.

STIEBEL ELTRON provides innovative technology to heat, conserve energy and reduce bills. For over nine decades, across 120 countries, we have offered our customers products and services of exceptional quality with a focus on protecting the environment.

With an unbeatable breadth of green technologies we design systems specifically to suit your project. We ensure all the components are appropriate to your individual requirements - whether you want to save on bills in a flat or are a developer of huge commercial buildings - thus maximising performance and return on investment.

**Our experience, your benefit** | With STIEBEL ELTRON UK you can have the comfort of knowing that you are dealing with a stable and well established business with a long track record of manufacturing quality heat pump solutions.

Because of our firm commitment to the best customer service, STIEBEL ELTRON possess great facilities for training our partners on our heat pump and solar products. With dedicated training rooms and fully operational installations of products for demonstration and hands-on learning, we offer the best possible support to our installer partners



# We speak one language the world over: German Engineering

We are represented in many key markets throughout the world with our products and solutions. This includes three international production facilities, 23 subsidiaries and agencies in over 120 countries. More than 40 per cent of turnover is now achieved internationally thanks to the high vertical range of manufacture of our products, the well-engineered quality “made in Germany” and in-depth knowledge of local markets.



● Manufacturing facilities

## SUCCESS ON FIVE CONTINENTS

STIEBEL ELTRON products are available worldwide. We are represented on the international stage by our own subsidiaries as well as numerous trade partners. With their own sales organisations and service facilities they successfully serve a diverse range of markets.

Your local trade partner:

---

---

Have we sparked your interest? For further information, see [www.stiebel-eltron.co.uk](http://www.stiebel-eltron.co.uk) or consult your local trade partner.



STIEBEL ELTRON UK LTD | Unit 12 Stadium Court | Bromborough | CH62 3RP  
Tel. 0151 346 2300 | Fax 0151 334 2913 | Email [sales@stiebel-eltron.co.uk](mailto:sales@stiebel-eltron.co.uk) | [www.stiebel-eltron.co.uk](http://www.stiebel-eltron.co.uk)

**Legal notice** | Although we have tried to make this brochure as accurate as possible, we are not liable for any inaccuracies in its content. Information concerning equipment levels and specifications are subject to modification. The equipment characteristics described in this brochure are non-binding regarding the specification of the final product. Due to our policy of ongoing improvement, some features may have subsequently been changed or even removed. Please consult your local trade partner for information about the very latest equipment features. The images in this brochure are for reference only. The illustrations also contain installation components, accessories and special equipment, which do not form part of the standard delivery. Reprinting of all or part of this brochure only with the publisher's express permission.